

TS 161/22

TABLE SAW



TABLE SAW TS 161/22



Description

- Saw blade diameter 280 mm
- Accuracy is achieved by cutting from below
- Wide pivoting range of up to 0° to the right and up to 45° to the left
- The special pivoting mechanism with integrated turn table enables working from the front at any angle position
- The workpiece stop is adjustable to allow optimal use of the saw blade capacity for wide and flat profiles
- With machine base
- Pneumatic material clamping unit
- Digital display for pivoting E111

Technical specifications

- For cutting range, see cutting diagram
- Power supply 230/400 V, 3~, 50 Hz
- Power output 1,1 kW / 1.0 HP
- Saw blade diameter 280 mm
- Saw blade speed 3,200 rpm
- Compressed air supply 7 bar
- Air consumption per working cycle with spraying: 10 l

Included accessories:

- One hard metal saw blade for aluminium and PVC
- 280 mm diameter, 88 teeth
- Machine base
- Pneumatic material clamping unit (vertical)
- Pulsed coolant system

TABLE SAW TS 161/31

See TS 161/22, however:

- Pneumatic saw feed
- Safety hood
- 2-hand operating
- Digital display for pivoting E111

Technical specifications

- Air consumption per working cycle, with spraying: 15 l



Table saw TS 161/22




Table saw TS 161/22




Table saw TS 161/22

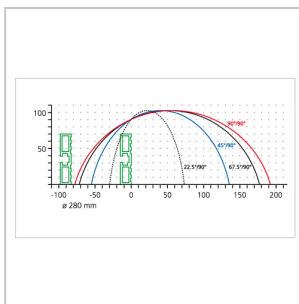


Table saw TS 161/22
Cutting diagram TS 161/22